

Scaled data based on original data using  
LM-79-08 Approved Method: Electrical and Photometric Measurements of Solid-  
State Lighting Products

Test Report Prepared for  
Cooper Lighting Solutions  
(formerly Eaton)

Brand: McGRAW-EDISON

Report Number: P385494

Luminaire Tested: **GWC-SA1A-740-U-SLL-HSS**

Issue Date: 3/3/2020

**Test Information**

Test Method: LM-79-08  
Report Number: P385494  
TEST IS SCALED FROM IESNA LM-79-08 TEST DATA (G2-1903-205-27)  
Test Lab: INNOVATION CENTER  
Issue Date: 3/3/2020  
Manufacturer: COOPER LIGHTING SOLUTIONS (FORMERLY EATON)  
Product Line: MCGRAW-EDISON  
Catalog Number: GWC-SA1A-740-U-SLL-HSS  
Description: GALLEON WALL LUMINAIRE  
(1) 70 CRI, 4000K, 615mA LIGHTSQUARE WITH 16 LEDS AND SPILL LIGHT  
ELIMINATOR LEFT OPTICS WITH HOUSE SIDE SHIELD  
Light Source: -  
Ballast/Driver: ELECTRONIC DRIVER

**Summary**

Lumens per Lamp: N/A  
Luminaire Lumens: 3689 lumens  
Efficiency: N/A  
Efficacy: 108.5 lumens/watt  
Luminous Opening: Rectangular (W 0.5' x L: 0.5' x H: 0')  
IES Classification: Type III - Medium  
BUG Rating: B1 - U0 - G1

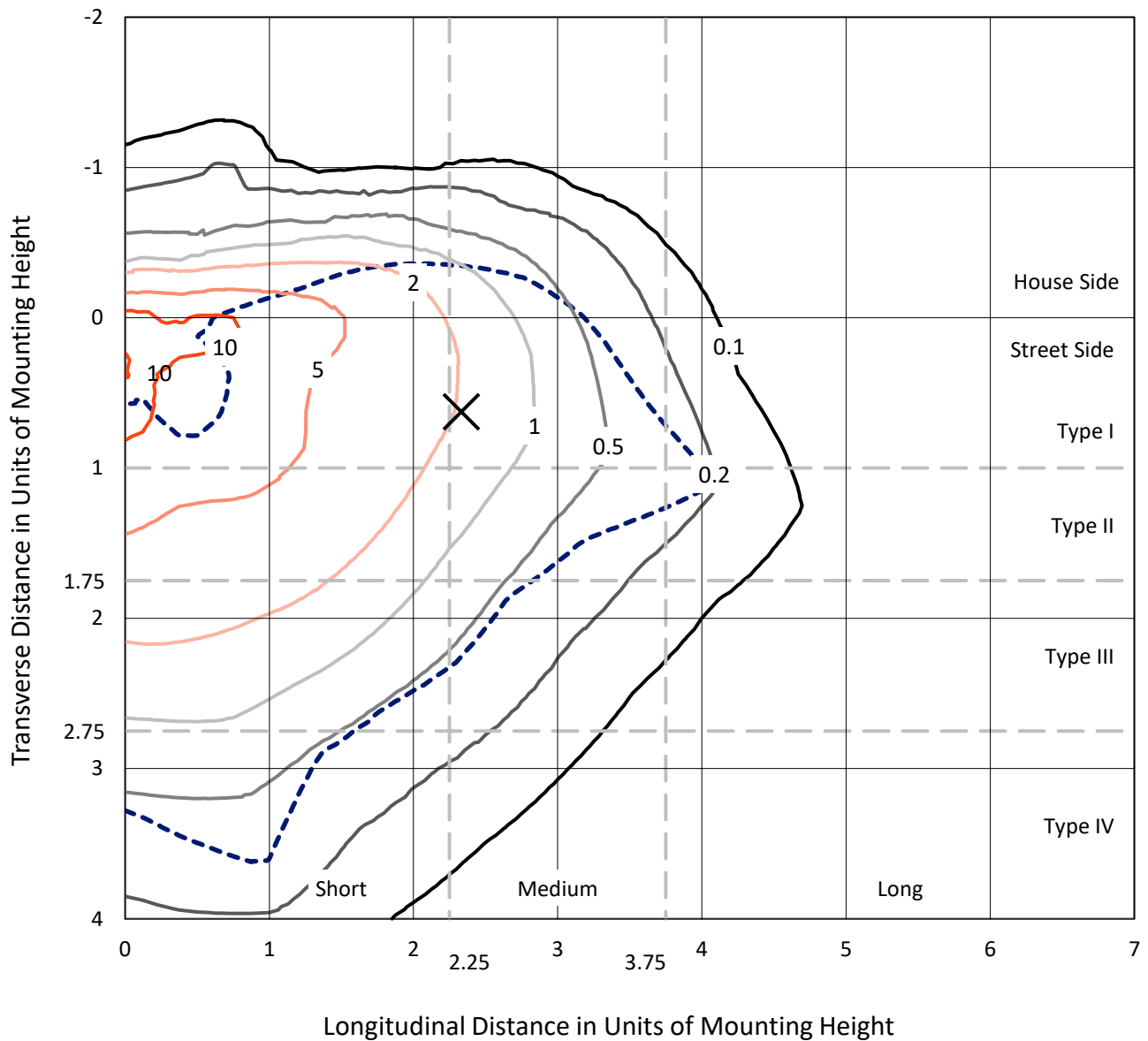
Input Watts (W): 34  
Input Voltage (V): NR  
Input Current (Ain): NR  
Voltage Rise (V): NR  
Power Factor: NR  
Total Harmonic Distortion (THDi): NR  
Frequency (hertz): 60  
Stabilization Time: NR  
Operation Time: NR  
Ambient Temperature (°C): NR  
Test Distance: 24 FT



REPORT NUMBER: P385494  
 CATALOG NUMBER: GWC-SA1A-740-U-SLL-HSS

### Iso-Footcandle Lines of Horizontal Illumination

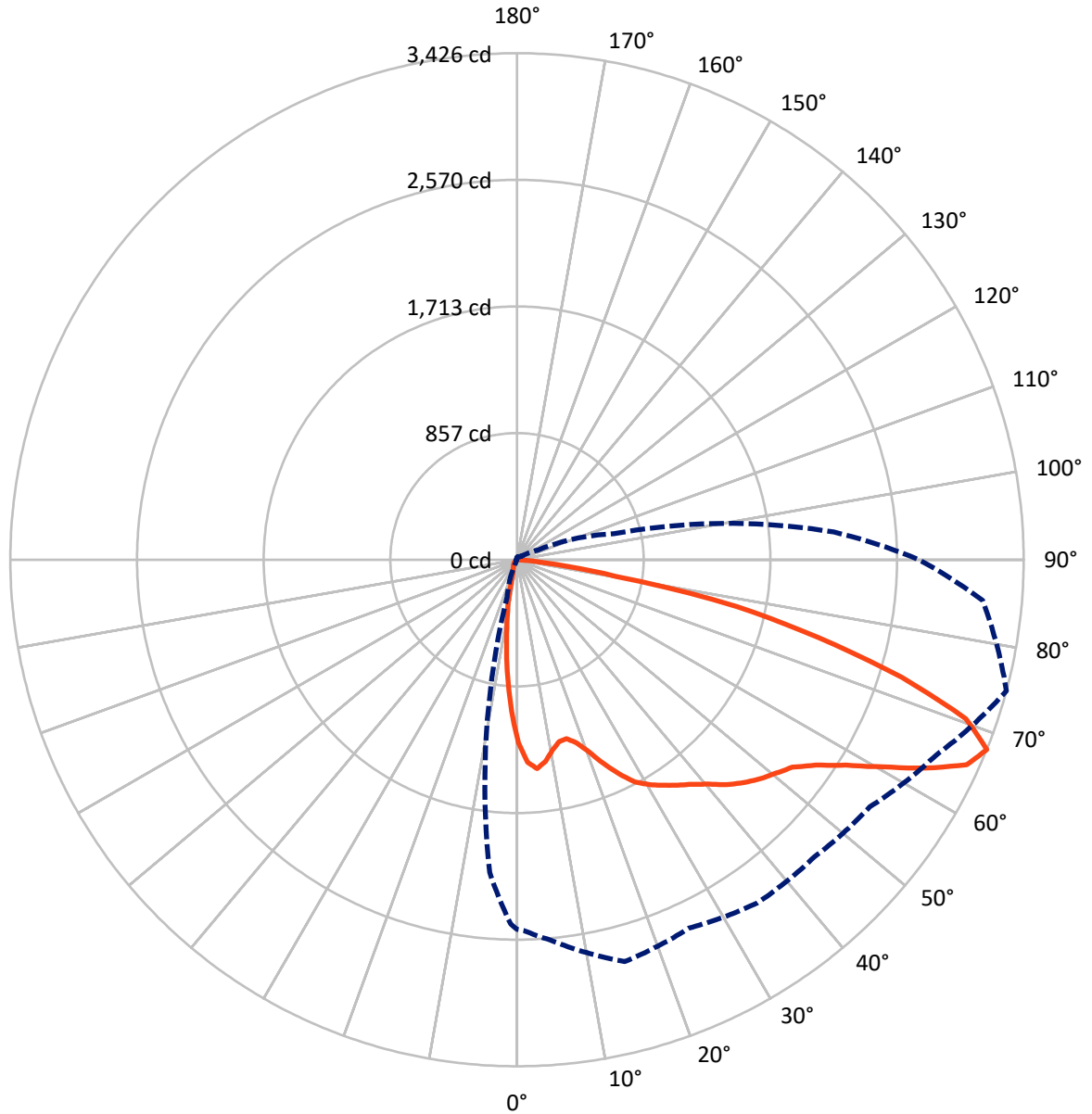
× Max cd  
 - - - 1/2 Max cd



Based on 10 foot mounting height. Maximum calculated value = 16 fc  
 Type III - Medium - N/A

REPORT NUMBER: P385494  
CATALOG NUMBER: GWC-SA1A-740-U-SLL-HSS

### Luminous Intensity Polar Plot



— Vertical Plane Through 75-Deg Lateral    - - - Horizontal Cone Through 67.5-Deg Vertical

REPORT NUMBER: P385494

CATALOG NUMBER: GWC-SA1A-740-U-SLL-HSS

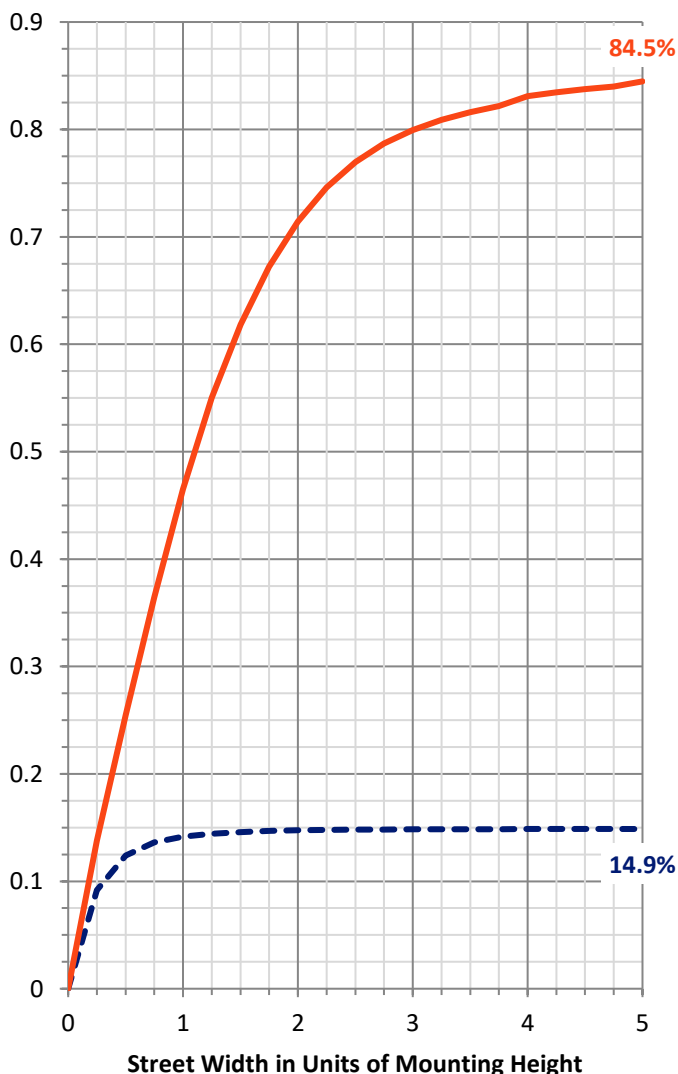
**FLUX DISTRIBUTION:**

		Downward	Upward	Total
<b>House Side</b>	Lumens	553.6	0.0	553.6
	% Fixture	15.0	0.0	15.0
<b>Street Side</b>	Lumens	3135.4	0.0	3135.4
	% Fixture	85.0	0.0	85.0
<b>Total</b>	Lumens	3689.0	0.0	3689.0
	% Fixture	100.0	0.0	100.0

**ZONAL LUMENS:**

Zone	Lumens	% Fixture
0°-10°	93.9	2.5
10°-20°	184.8	5.0
20°-30°	261.5	7.1
30°-40°	384.5	10.4
40°-50°	552.6	15.0
50°-60°	778.0	21.1
60°-70°	908.6	24.6
70°-80°	463.5	12.6
80°-90°	61.6	1.7
90°-100°	0.0	0.0
100°-110°	0.0	0.0
110°-120°	0.0	0.0
120°-130°	0.0	0.0
130°-140°	0.0	0.0
140°-150°	0.0	0.0
150°-160°	0.0	0.0
160°-170°	0.0	0.0
170°-180°	0.0	0.0
0°-90°	3689.0	100.0
0°-180°	3689.0	100.0

**Coefficient of Utilization**



REPORT NUMBER: P385494

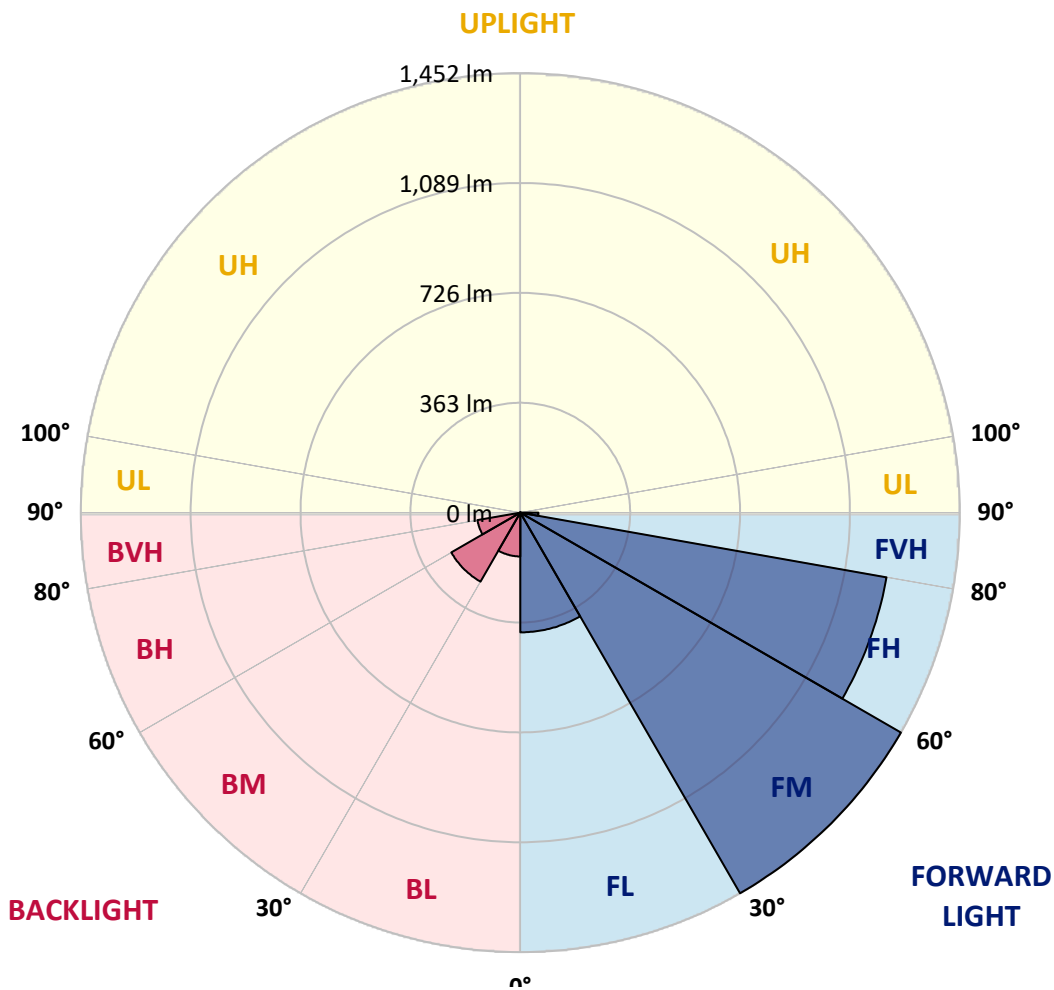
CATALOG NUMBER: GWC-SA1A-740-U-SLL-HSS

**LUMINAIRE CLASSIFICATION SYSTEM LUMEN TABLE AND BUG RATING:**

Zone	Lumens	% Fixture	Zone Rating/Lumen Limit		
			B	U	G
FL (0°-30°)	395.5	10.7			
FM (30°-60°)	1451.9	39.4			
FH (60°-80°)	1228.3	33.3			G1/1800
FVH (80°-90°)	59.7	1.6			G1/100
BL (0°-30°)	144.8	3.9	B1/500		
BM (30°-60°)	263.1	7.1	B1/1000		
BH (60°-80°)	143.8	3.9	B1/500		G1/500
BVH (80°-90°)	1.9	0.1			G0/10
UL (90°-100°)	0.0	0.0		U0/0	
UH (100°-180°)	0.0	0.0		U0/0	

**BUG Rating: B1-U0-G1**

Type III Medium





REPORT NUMBER: P385494

CATALOG NUMBER: GWC-SA1A-740-U-SLL-HSS

**CANDELA DISTRIBUTION (FULL):**

	0°	1°	5°	15°	25°	35°	45°	55°	65°	75°	85°
0°	1237.6	1237.6	1237.6	1237.6	1237.6	1237.6	1237.6	1237.6	1237.6	1237.6	1237.6
2.5°	1341.6	1343.7	1354.5	1379.7	1407.1	1409.2	1427.7	1408.7	1402.2	1371.5	1339.7
5°	1351.7	1359.7	1397.0	1470.9	1535.0	1555.6	1570.3	1532.9	1493.6	1418.5	1338.3
7.5°	1270.1	1283.6	1342.1	1480.9	1595.5	1646.2	1655.8	1597.2	1500.9	1377.2	1256.6
10°	1165.6	1181.0	1251.6	1422.1	1579.6	1666.4	1679.7	1603.0	1464.6	1310.5	1168.4
12.5°	1081.0	1099.0	1171.2	1356.1	1524.9	1621.0	1647.2	1583.6	1433.1	1263.1	1108.1
15°	1042.0	1062.7	1138.5	1313.4	1464.3	1539.9	1561.6	1534.2	1415.7	1255.6	1094.1
17.5°	1064.4	1086.8	1165.1	1317.1	1407.3	1439.6	1457.1	1468.3	1415.7	1300.9	1135.0
20°	1156.2	1180.3	1263.1	1354.3	1360.1	1348.0	1366.7	1406.1	1432.1	1386.8	1233.2
22.5°	1283.0	1311.3	1404.8	1418.1	1337.0	1291.4	1293.9	1355.6	1462.0	1495.9	1369.5
25°	1437.7	1472.3	1567.4	1513.2	1346.6	1257.7	1256.8	1314.0	1491.2	1605.1	1521.4
27.5°	1591.3	1629.4	1712.9	1629.2	1386.3	1251.6	1249.8	1301.4	1519.6	1702.3	1687.2
30°	1720.1	1757.1	1829.1	1713.3	1429.1	1265.9	1257.5	1314.8	1536.6	1765.3	1808.2
32.5°	1824.9	1854.6	1912.8	1771.1	1474.9	1293.7	1275.5	1350.8	1565.4	1818.6	1919.3
35°	1940.3	1971.6	1994.8	1826.2	1526.3	1333.7	1307.7	1408.0	1609.8	1872.8	2041.1
37.5°	2071.9	2103.0	2100.2	1876.5	1591.5	1399.9	1383.3	1498.5	1678.8	1926.5	2177.1
40°	2200.7	2232.5	2209.7	1931.5	1668.0	1509.2	1496.9	1634.5	1771.3	1995.1	2336.4
42.5°	2321.2	2355.7	2307.1	1983.6	1759.2	1646.9	1667.8	1809.6	1887.0	2079.7	2473.8
45°	2418.4	2453.5	2388.7	2034.3	1855.3	1813.9	1877.0	2003.5	2026.1	2151.2	2566.6
47.5°	2489.0	2522.2	2445.3	2085.0	1978.4	2018.2	2128.1	2206.9	2151.7	2213.2	2632.5
50°	2534.1	2559.9	2461.9	2148.4	2139.8	2256.6	2389.7	2428.2	2270.0	2269.2	2712.5
52.5°	2562.7	2574.5	2474.1	2214.6	2308.3	2516.1	2645.9	2658.0	2391.8	2330.7	2820.3
55°	2661.5	2670.9	2560.8	2294.8	2447.6	2743.4	2877.6	2866.5	2529.7	2451.1	2947.5
57.5°	2829.9	2839.9	2739.9	2410.2	2560.3	2883.9	3045.6	3065.7	2691.4	2620.2	3083.9
60°	2914.5	2933.0	2897.4	2556.3	2669.5	2973.8	3160.0	3224.2	2893.4	2843.2	3216.0
62.5°	2837.8	2864.7	2916.4	2718.3	2778.0	3023.2	3195.7	3281.0	3100.3	3103.1	3297.4
65°	2684.7	2706.2	2793.9	2807.0	2840.9	3017.1	3107.6	3201.6	3227.0	3341.8	3293.0
67.5°	2499.8	2507.9	2582.3	2814.0	2749.7	2833.3	2843.0	2912.6	3126.8	3426.4	3160.7
70°	2233.7	2238.1	2303.1	2580.0	2363.0	2381.4	2366.8	2381.0	2688.2	3220.3	2826.8
72.5°	1797.7	1808.7	1901.1	2142.6	1721.5	1668.5	1782.5	1776.2	2070.3	2720.7	2099.5
75°	1323.6	1342.6	1482.2	1725.9	1208.2	1092.9	1176.1	1198.3	1471.8	2104.5	1312.9
77.5°	926.7	940.9	1076.1	1268.7	874.5	781.5	751.4	777.8	971.4	1522.4	661.4
80°	533.9	539.1	625.4	732.6	589.3	674.2	610.8	628.9	582.1	677.3	284.5
82.5°	349.3	350.2	383.9	436.0	367.0	426.4	315.6	403.5	358.1	272.1	92.6
85°	188.7	189.8	222.6	309.5	207.8	117.4	69.0	141.7	221.4	62.4	25.3
87.5°	20.8	19.0	67.1	112.5	57.7	10.7	3.7	15.9	35.5	4.0	0.0
90°	0.0	0.0	0.0	0.0	0.0	0.0	0.0	0.0	0.0	0.0	0.0



REPORT NUMBER: P385494  
 CATALOG NUMBER: GWC-SA1A-740-U-SLL-HSS

**CANDELA DISTRIBUTION (continued):**

	90°	95°	105°	115°	125°	135°	145°	155°	165°	175°	180°
0°	1237.6	1237.6	1237.6	1237.6	1237.6	1237.6	1237.6	1237.6	1237.6	1237.6	1237.6
2.5°	1323.4	1308.9	1272.7	1234.5	1203.7	1174.9	1145.9	1110.4	1082.9	1077.3	1068.3
5°	1295.1	1249.1	1173.3	1097.1	1035.8	958.3	909.2	871.0	833.6	831.3	823.8
7.5°	1196.2	1135.7	1028.9	923.6	837.2	763.5	689.0	639.2	600.1	586.3	578.1
10°	1101.1	1033.1	899.8	779.6	702.5	637.3	584.9	532.8	485.6	453.1	438.5
12.5°	1034.7	959.6	812.6	709.0	653.7	591.9	527.9	462.9	408.6	369.4	345.5
15°	1009.0	928.8	783.4	681.0	612.9	534.6	452.8	378.5	318.2	282.7	261.3
17.5°	1039.6	946.3	781.1	646.9	551.7	454.4	364.0	276.3	219.5	192.6	178.8
20°	1117.2	1001.9	780.3	605.2	479.0	359.3	246.6	181.7	147.3	132.3	125.8
22.5°	1226.9	1072.8	787.3	563.9	403.3	256.7	170.2	133.5	115.9	107.8	104.2
25°	1368.1	1172.4	807.0	526.5	332.2	191.5	132.6	111.8	99.4	93.1	90.5
27.5°	1518.6	1287.1	837.8	494.0	274.4	152.7	113.6	95.8	86.9	82.5	80.0
30°	1642.7	1419.9	868.9	457.9	232.4	133.2	104.0	87.4	77.1	74.3	72.0
32.5°	1751.2	1520.3	890.9	425.2	205.0	118.3	94.0	78.1	71.1	65.7	63.3
35°	1863.6	1604.1	890.2	402.3	186.1	107.1	85.6	69.9	61.5	55.2	53.3
37.5°	1985.2	1698.6	875.0	382.7	177.9	98.2	80.9	65.5	57.1	50.9	48.4
40°	2127.6	1797.9	859.4	364.4	175.6	91.0	77.6	62.0	53.1	47.0	44.6
42.5°	2266.4	1887.3	845.8	350.7	165.8	90.9	74.6	59.4	50.0	44.0	41.2
45°	2377.3	1970.7	843.2	342.5	155.5	94.0	73.0	57.7	47.5	41.6	39.0
47.5°	2469.6	2061.2	860.0	336.7	145.7	85.8	76.9	56.4	45.3	39.5	36.5
50°	2579.3	2172.3	899.5	327.3	135.4	77.2	88.1	56.8	43.3	37.4	34.3
52.5°	2732.4	2326.1	957.5	311.4	121.3	69.4	86.7	57.1	41.2	35.1	32.0
55°	2904.0	2518.2	1019.9	285.0	101.5	59.1	74.3	54.7	37.2	32.7	29.7
57.5°	3084.4	2692.4	1056.9	253.6	80.7	51.0	59.4	49.8	32.9	29.4	27.4
60°	3112.7	2758.6	1040.0	214.9	64.1	44.4	44.0	50.7	29.4	25.9	24.5
62.5°	3042.3	2675.5	958.0	180.5	53.6	39.0	36.2	44.2	26.6	23.1	21.7
65°	2906.8	2450.6	825.2	162.7	49.8	33.4	30.1	31.1	23.2	20.1	18.9
67.5°	2718.4	2150.3	677.5	152.6	49.3	28.7	25.7	23.6	20.1	17.5	16.4
70°	2333.3	1791.4	540.5	147.0	47.9	24.1	21.7	19.2	16.8	14.9	14.0
72.5°	1717.3	1269.4	420.5	140.9	48.2	19.2	18.9	15.9	13.5	11.5	11.2
75°	992.2	725.2	275.8	114.1	46.0	14.9	15.7	11.2	9.4	8.0	8.0
77.5°	528.8	442.3	105.0	47.5	16.8	9.4	8.9	6.6	5.9	4.9	4.7
80°	230.5	194.7	31.6	13.3	9.3	5.1	3.3	3.0	2.6	2.1	1.9
82.5°	81.6	70.4	10.3	6.5	4.0	0.0	0.0	0.0	0.0	0.0	0.0
85°	18.5	13.3	0.0	1.6	0.0	0.0	0.0	0.0	0.0	0.0	0.0
87.5°	0.0	0.0	0.0	0.0	0.0	0.0	0.0	0.0	0.0	0.0	0.0
90°	0.0	0.0	0.0	0.0	0.0	0.0	0.0	0.0	0.0	0.0	0.0





REPORT NUMBER: P385494  
 CATALOG NUMBER: GWC-SA1A-740-U-SLL-HSS

**CANDELA DISTRIBUTION (continued):**

	185°	195°	205°	215°	225°	235°	245°	255°	265°	270°	275°
0°	1237.6	1237.6	1237.6	1237.6	1237.6	1237.6	1237.6	1237.6	1237.6	1237.6	1237.6
2.5°	1049.7	1045.9	1023.2	1024.0	1028.1	1033.8	1020.2	1026.5	1043.4	1059.7	1065.8
5°	811.7	812.6	798.8	807.4	815.0	820.3	798.3	798.6	812.1	830.4	840.0
7.5°	572.0	570.6	571.3	591.7	606.2	595.7	603.9	575.5	577.2	590.3	580.5
10°	425.2	405.9	395.1	410.5	426.4	420.6	406.5	397.2	403.7	418.2	417.1
12.5°	334.1	306.5	290.3	279.3	292.4	281.5	281.2	273.1	264.4	266.0	289.2
15°	251.3	231.2	212.0	194.3	194.0	190.3	171.6	150.6	148.9	149.9	162.0
17.5°	172.8	166.0	158.2	142.9	138.9	123.5	105.4	97.0	92.8	94.7	98.7
20°	121.5	118.8	119.7	111.5	105.7	91.0	80.4	77.1	76.4	78.3	80.2
22.5°	100.7	95.9	95.4	91.7	86.0	75.3	69.6	67.6	66.8	68.5	69.9
25°	88.1	83.4	81.4	79.2	73.0	65.7	62.2	60.5	59.6	60.6	61.5
27.5°	77.6	73.2	71.5	69.9	64.0	58.7	55.9	54.3	53.6	54.0	54.9
30°	69.7	65.9	63.6	61.7	56.6	52.9	50.5	48.9	48.2	48.2	49.1
32.5°	61.5	59.4	57.3	54.9	50.2	47.7	45.3	43.5	42.8	43.0	43.7
35°	51.2	50.5	51.0	48.8	44.7	42.6	40.2	38.3	37.7	37.9	38.6
37.5°	45.4	42.3	44.2	43.0	40.7	37.9	34.8	33.0	32.2	32.7	33.0
40°	41.8	37.9	36.5	37.7	37.4	32.9	30.1	28.3	27.6	27.8	28.1
42.5°	38.6	34.1	30.9	30.8	32.9	28.7	25.7	24.1	23.2	23.2	23.6
45°	35.6	30.8	26.9	23.9	27.6	24.3	21.5	20.1	19.0	19.0	19.2
47.5°	33.4	28.0	23.4	19.6	20.8	19.9	17.6	16.3	15.2	15.2	15.4
50°	31.3	25.2	20.3	16.4	15.6	16.4	14.3	12.8	12.1	11.9	12.2
52.5°	29.0	22.4	17.3	14.0	12.2	12.4	11.2	10.1	9.3	9.3	9.6
55°	26.7	20.1	15.0	11.9	10.1	9.3	8.9	8.2	7.5	7.5	7.9
57.5°	24.5	17.6	12.8	9.8	8.0	7.3	7.3	6.8	6.3	6.3	6.6
60°	22.4	15.2	10.5	8.0	6.3	6.1	6.3	5.8	5.4	5.4	5.8
62.5°	19.9	12.9	8.6	6.6	5.1	4.9	5.4	5.1	4.7	4.7	5.1
65°	17.0	11.0	6.8	5.1	3.8	3.8	4.5	4.2	3.8	3.8	4.2
67.5°	14.3	9.3	5.2	3.7	2.8	3.0	3.8	3.5	3.3	3.3	3.7
70°	11.9	7.2	3.7	2.3	1.6	2.3	3.0	3.0	3.0	3.0	3.3
72.5°	8.9	4.9	2.1	0.9	0.7	1.6	2.4	2.8	2.6	2.6	3.1
75°	5.8	2.8	0.7	0.0	0.0	0.9	1.9	2.3	2.3	2.1	2.6
77.5°	3.3	0.9	0.0	0.0	0.0	0.0	1.2	1.0	0.9	0.7	1.2
80°	0.9	0.0	0.0	0.0	0.0	0.0	0.0	0.0	0.0	0.0	0.0
82.5°	0.0	0.0	0.0	0.0	0.0	0.0	0.0	0.0	0.0	0.0	0.0
85°	0.0	0.0	0.0	0.0	0.0	0.0	0.0	0.0	0.0	0.0	0.0
87.5°	0.0	0.0	0.0	0.0	0.0	0.0	0.0	0.0	0.0	0.0	0.0
90°	0.0	0.0	0.0	0.0	0.0	0.0	0.0	0.0	0.0	0.0	0.0



REPORT NUMBER: P385494  
 CATALOG NUMBER: GWC-SA1A-740-U-SLL-HSS

**CANDELA DISTRIBUTION (continued):**

	285°	295°	305°	315°	325°	335°	345°	355°	359°	360°
0°	1237.6	1237.6	1237.6	1237.6	1237.6	1237.6	1237.6	1237.6	1237.6	1237.6
2.5°	1090.5	1111.1	1140.1	1170.8	1218.2	1255.8	1292.6	1324.3	1336.5	1341.6
5°	863.1	893.3	935.8	990.3	1075.8	1152.7	1230.6	1309.1	1343.1	1351.7
7.5°	619.3	657.9	711.9	780.3	880.4	980.0	1088.9	1204.0	1256.8	1270.1
10°	458.4	505.6	567.4	639.4	735.0	837.4	956.1	1087.7	1147.9	1165.6
12.5°	325.2	389.0	471.8	559.4	642.2	733.6	853.7	998.7	1062.0	1081.0
15°	191.0	252.7	350.7	468.0	574.1	666.7	788.7	953.1	1022.8	1042.0
17.5°	109.6	140.3	214.4	345.1	489.1	617.4	768.2	964.5	1046.6	1064.4
20°	83.7	93.5	123.5	222.3	389.9	569.0	768.2	1028.8	1129.9	1156.2
22.5°	73.2	80.4	92.6	132.6	286.9	517.1	777.1	1121.7	1254.0	1283.0
25°	65.0	71.5	82.0	99.8	195.7	455.4	798.3	1235.8	1400.1	1437.7
27.5°	58.2	64.3	73.7	87.4	133.9	381.0	826.8	1369.7	1561.2	1591.3
30°	52.1	57.8	66.4	76.0	103.3	296.6	851.0	1495.9	1687.8	1720.1
32.5°	46.3	51.6	59.2	66.4	84.6	219.3	853.7	1595.8	1792.8	1824.9
35°	40.9	45.6	52.6	58.2	70.1	173.2	812.9	1682.5	1897.8	1940.3
37.5°	35.6	40.2	46.3	50.5	61.7	141.2	750.7	1779.2	2032.5	2071.9
40°	30.8	34.8	41.1	43.9	58.4	108.5	683.1	1880.5	2164.7	2200.7
42.5°	26.2	30.1	36.2	41.6	51.2	81.1	610.1	1975.6	2283.5	2321.2
45°	21.8	25.9	32.0	44.0	42.5	60.6	531.9	2038.7	2377.3	2418.4
47.5°	17.6	22.2	30.6	41.9	33.9	44.6	470.1	2098.4	2448.5	2489.0
50°	14.2	18.7	34.4	37.4	27.8	34.1	444.2	2151.9	2495.1	2534.1
52.5°	11.5	15.7	32.5	28.7	23.2	28.1	458.2	2238.6	2538.3	2562.7
55°	9.6	12.4	19.6	19.9	19.7	23.9	475.5	2363.0	2649.9	2661.5
57.5°	8.4	10.0	13.6	15.4	16.6	21.3	475.9	2541.6	2822.8	2829.9
60°	7.2	8.7	11.4	12.4	14.3	19.0	458.6	2604.0	2890.8	2914.5
62.5°	6.3	7.7	9.4	10.3	12.1	17.1	418.0	2513.6	2797.4	2837.8
65°	5.6	7.0	7.9	8.7	10.7	15.4	351.3	2332.9	2642.6	2684.7
67.5°	4.9	6.1	7.0	7.9	9.6	13.6	258.6	2123.1	2464.9	2499.8
70°	4.4	5.4	6.3	7.0	8.4	11.5	156.9	1801.5	2219.2	2233.7
72.5°	4.2	4.9	5.8	6.3	7.3	10.1	79.5	1323.9	1774.1	1797.7
75°	3.7	4.4	5.2	5.6	6.5	8.7	32.3	869.6	1285.7	1323.6
77.5°	3.0	4.0	4.7	5.1	5.6	7.2	16.4	555.7	902.2	926.7
80°	1.0	3.0	4.0	4.2	4.7	5.2	10.8	304.2	523.4	533.9
82.5°	0.0	1.9	3.1	3.0	3.3	4.0	7.0	144.7	345.5	349.3
85°	0.0	0.9	2.4	1.9	1.4	2.8	2.4	31.6	181.2	188.7
87.5°	0.0	0.0	0.2	0.9	0.7	1.0	0.3	0.2	16.4	20.8
90°	0.0	0.0	0.0	0.0	0.0	0.0	0.0	0.0	0.0	0.0

Signify Classified - Internal  
Cooper Lighting Solutions Photometric Lab  
1121 Highway 74 South  
Peachtree City, GA 30269

Scaled Data Report



Report Generated By 670245982

Signify Classified - Internal  
Cooper Lighting Solutions Photometric Lab  
1121 Highway 74 South  
Peachtree City, GA 30269

Scaled Data Report



Signify Classified - Internal  
Cooper Lighting Solutions Photometric Lab  
1121 Highway 74 South  
Peachtree City, GA 30269

Scaled Data Report



Signify Classified - Internal  
Cooper Lighting Solutions Photometric Lab  
1121 Highway 74 South  
Peachtree City, GA 30269

Scaled Data Report



Signify Classified - Internal  
Cooper Lighting Solutions Photometric Lab  
1121 Highway 74 South  
Peachtree City, GA 30269

Scaled Data Report



--- HS    — SS

Signify Classified - Internal  
Cooper Lighting Solutions Photometric Lab  
1121 Highway 74 South  
Peachtree City, GA 30269

Scaled Data Report



u



Signify Classified - Internal  
Cooper Lighting Solutions Photometric Lab  
1121 Highway 74 South  
Peachtree City, GA 30269

Scaled Data Report



Signify Classified - Internal  
Cooper Lighting Solutions Photometric Lab  
1121 Highway 74 South  
Peachtree City, GA 30269

Scaled Data Report



Signify Classified - Internal  
Cooper Lighting Solutions Photometric Lab  
1121 Highway 74 South  
Peachtree City, GA 30269

Scaled Data Report



Signify Classified - Internal  
Cooper Lighting Solutions Photometric Lab  
1121 Highway 74 South  
Peachtree City, GA 30269

Scaled Data Report



(END OF REPORT)